

Media Release

11 April 2008

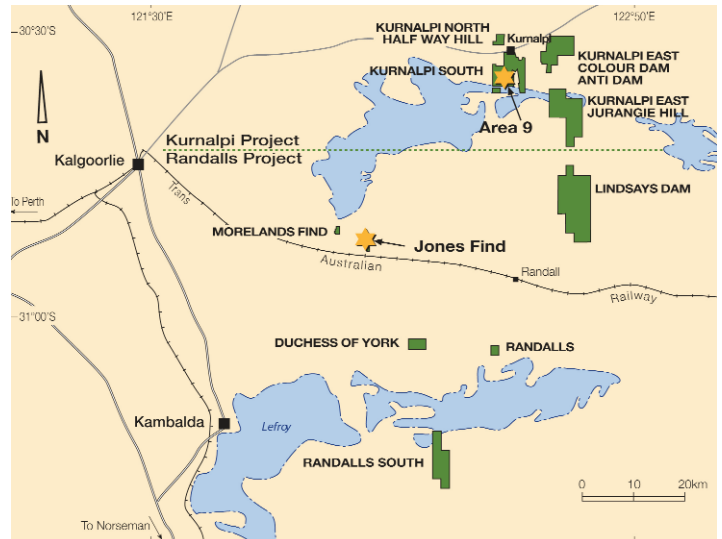
Unit 3, 136 Main Street,
Osborne Park WA 6917
PO Box 1520, Osborne Park WA 6916
Phone: 08 9242 5111
Fax: 08 9242 5677
Email: admin@fairstarresources.com
Web: www.fairstarresources.com

A.B.N. 38 115 157 689

Significant gold mineralisation intercepts at Kurnalpi-Randalls Project

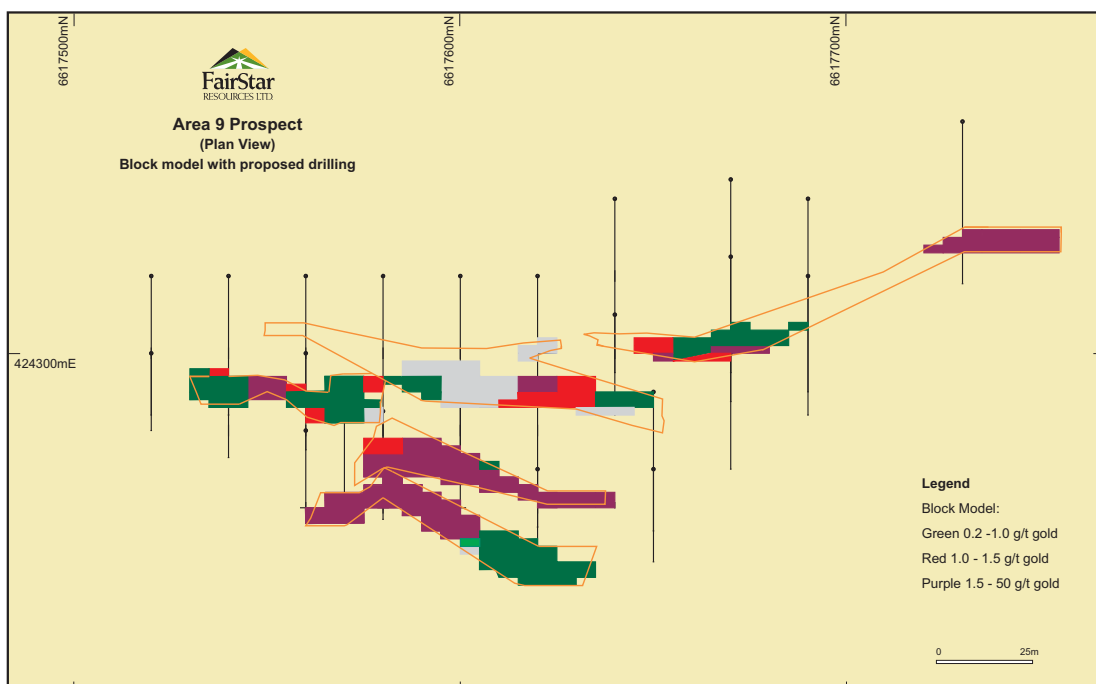
Diversified Australian exploration company Fairstar Resources Limited (ASX: FAS) (Fairstar, the Company) is pleased to report significant intercepts of gold mineralisation from RC drilling at the Company's Kurnalpi-Randall Gold Project in the Eastern Goldfields of Western Australia.

The drilling program has initially targeted the **Area 9** and **Jones Find** prospects and drilling to date (more drill results pending and expected soon) has returned the following initial significant results from:



Area 9

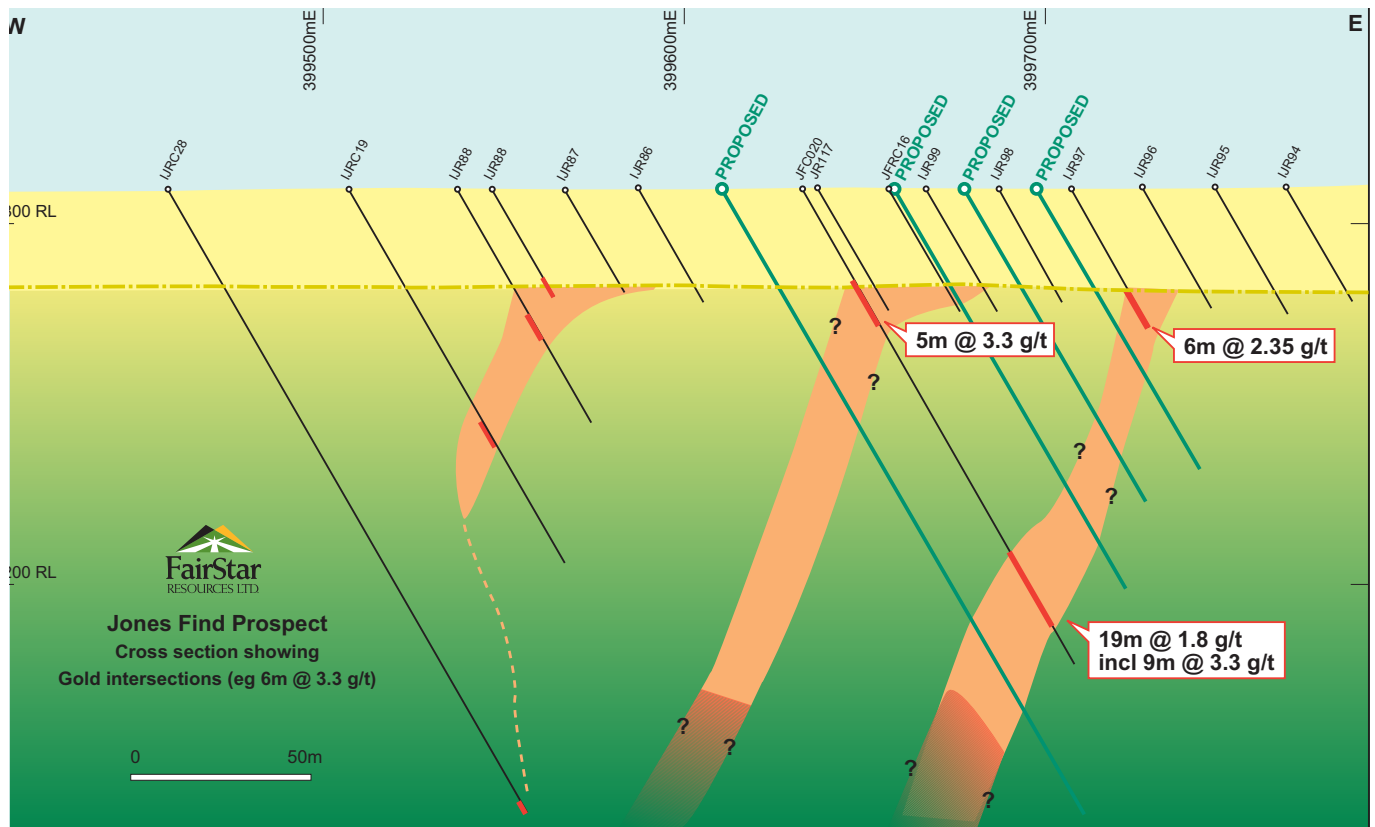
FKL 1:	2m @ 5.54g/t gold from 42m;	includes 1m @ 8.67g/t gold
FKL 6:	4m @ 4.88g/t gold from 8m;	includes 1m @ 10.08g/t gold and 2m @ 3.96g/t gold
	13m @ 6.63g/t gold from 21m;	includes 3m @ 14.6g/t gold, 1m @ 12.54g/t gold, 1m @ 8.28g/t gold and 1m @ 8.16g/t gold
	2m @ 4.52g/t gold from 60m;	includes 1m @ 7.45g/t gold
FKL 7:	2m @ 7.62g/t gold from 48m	
	2m @ 4.13g/t gold from 78m;	includes 1m @ 6.42g/t gold



Jones Find

JFC 36:	2m @ 3.50g/t gold from 76m;	includes 1m @ 5.77g/t gold
JFC 39:	4m @ 4.77g/t gold from 47m;	includes 1m @ 15.33g/t gold
JFC 45:	13m @ 2.04g/t gold from 35m;	includes 4m @ 3.1g/t gold and 1m @ 2.87g/t gold
JFC 46:	3m @ 2.16g/t gold from 28m	
	8m @ 1.74g/t gold from 46m;	includes 3m @ 2.44g/t gold
JFC 47:	11m @ 1.24g/t gold from 55m	
JFC 49:	2m @ 5.89g/t gold from 22m;	includes 1m @ 8.25g/t gold
JFC 56:	3m @ 5.38g/t gold from 60m;	includes 1m @ 10.83g/t gold
JFC 61:	2m @ 3.91g/t gold from 121m	

A full list of all results to date is shown in Tables 1 and 2 (see attached).





Four targets - Jones Find, Area 9, Halfway Hill, and Colour Dam – have been identified for Fairstar’s current 10,000m RC drilling program, based on data review and geological interpretation of previous drilling. Drilling commenced at Jones Find on 13 February 2008 and drilling is now underway at the Area 9 prospect.


Fairstar is excited and encouraged by results received to date and has initiated planning for a follow-up drilling (both RC and diamond) to be carried out after assessing all results from the current program.

The follow up drilling program will involve an additional 10,000m of RC percussion drilling and 300m of diamond drilling, to further test the extension of the mineralising systems.

Fairstar managing director Kevin Robertson said:

“These early results from our 2008 drill program are extremely positive and we will continue with our objective to drill the Kurnalpi-Randalls area with our goal being to define a JORC resource at the project.”

For more information please contact:



Kevin J Robertson
Managing Director
Fairstar Resources Limited

Ph: 0409 319 282

E: kevin@fairstarresources.com

The information reported herein is based on information compiled by Mr. Mahendra Pal who is a Fellow of the Australasian Institution of Mining and Metallurgy, Australia and a Member of the Society of Geoscientists and Allied Technologists, India. Mr. Pal is an employee (Exploration Advisor/Technical) of Fairstar Resources and has sufficient experience relevant to the style of mineralisation and deposit type under consideration, and to the activity which he is undertaking to qualify as a Competent Person as defined in the 2004 Edition of the “Australian Code for the Reporting of Exploration Results, Mineral Resources and Ore Reserves”. Mr. Pal consents to the inclusion of this report of the matters based on his observations in the form and context in which it appears.

Area 9

Table 1: Gold intersections along drill holes – Area 9 Prospect

Drill hole	Location (m)				Gold			
	planned Co-ordinates		From	To	Intersection	Grade g/t		
	Northing	Easting						
FKL 1	6617520	424300	24	27	3	1.38		
FKL 3	6617520	424280	56	59	3	1.81		
FKL 4	6617540	424280	51	55	4	1.48		
FKL 5	6617620	424310	42	44	2	5.54		
<i>Includes</i>			43	44	1	8.67		
FKL 6	6617560	424320	8	12	4	4.88		
<i>Includes</i>			8	9	1	10.08		
			9	11	2	3.96		
			21	34	13	6.63		
<i>Includes</i>			26	29	3	14.6		
			29	30	1	8.26		
			31	32	1	8.16		
			32	33	1	12.54		
			60	62	2	4.52		
<i>Includes</i>			60	61	1	7.45		
			67	68	1	2.17		
FKL 7			6617560	424300	48	50	2	7.62
					54	57	3	1.87
	78	80			2	4.13		
<i>Includes</i>	79	80			1	6.42		
	91	92			1	1.1		

Table 2: Gold intersections along drill holes – Jones Find Prospect

Drill hole	Location (m)					Gold	
	Planned Co-ordinates						
	Northing	Easting	From	To	Intersection	Grade g/t	
JFC 31	6580775	399678	23	29	6	1.66	
			57	60	3	1.48	
JFC 33	6580815	399699	27	28	1	1.61	
JFC 35	6580855	399678	28	30	2	1.90	
JFC 36	6580770	399658	27	28	1	1.46	
			34	35	1	1.29	
			76	78	2	3.50	
			77	78	1	5.76	
			104	106	2	1.15	
<i>Includes</i>							
JFC 39	6580815	399658	30	32	2	1.14	
			47	51	4	4.77	
			47	48	1	15.33	
			94	97	3	1.18	
			101	102	1	2.13	
			110	111	1	1.56	
JFC 41	6581775	399575	40	43	3	1.48	
JFC 42	6581775	399555	43	44	1	1.47	
JFC 43	6581775	399535	38	40	2	1.90	
			75	76	1	1.58	
			102	104	2	1.87	
JFC 44	6581775	399515	29	30	1	2.14	
			47	51	4	1.38	
			49	50	1	3.50	
JFC 45	6581695	399588	35	48	13	2.04	
<i>Includes</i>			36	40	4	3.1	
			46	47	1	2.87	
			56	57	1	1.56	
			58	66	8	1.15*	
JFC 46	6581695	399568	21	22	1	1.78	
			28	31	3	2.16	
			46	54	8	1.74	
			<i>Includes</i>	50	53	3	2.44
				58	64	6	1.38

JFC 47	6581695	399548	20	21	1	1.19	
			39	40	1	1.04	
			55	66	11	1.24	
JFC 48	6581695	399528	24	24	1	1.11	
			38	42	4	1.54	
			54	55	1	1.79	
			67	68	1	1.23	
			78	79	1	2.21	
			109	110	1	1.48	
JFC 49	6581655	399540	22	24	2	5.89	
<i>Include</i>			23	24	1	8.25	
			26	27	1	1.3	
			44	45	1	1.04	
JFC 50	6581655	399520	21	22	1	4.16	
			27	28	1	1.94	
			44	45	1	1.14	
			52	53	1	1.25	
			77	78	1	1.34	
			81	82	1	1.55	
			93	94	1	1.64	
JFC 51	6581615	399576	63	64	1	1.22	
JFC 54	6581575	399460	30	31	1	2.35	
			73	74	1	1.53	
JFC 55	6581615	399662	18	19	1	1.46	
JFC 56	6580935	399600	31	32	1	1.01	
			60	63	3	5.38	
			<i>Include</i>	60	61	1	10.83
				69	70	1	1.60
JFC 58	6581037	399612	30	33	3	1.23	
JFC 59	6581015	399606	43	44	1	6.59	
JFC 60	6580855	399658	41	42	1	1.11	
			106	108	2	2.69	
			<i>Includes</i>	107	108	1	4.14
JFC 61	6580855	399638	25	26	1	8.64	
			63	64	1	1.23	
			78	79	1	1.41	
			121	123	2	3.91	

JFC 62	6580867	399618	20	21	1	4.07
			167	168	1	1.43
JFC 63	6580815	399611	25	26	1	2.87

** Hole ended in > 1 g/t gold. Need extension*